



Product Line Guide

Impress the Weather



5 Reasons

Why Viwinco is the **Right Choice.**

1

A Higher Standard.

Viwinco products are designed with energy efficiency, strength and durability in mind. From our glass packages to our vinyl, Viwinco products are manufactured with industry leading processes and components bringing you a higher standard for windows and doors.

2

Aesthetic Appeal.

With Viwinco products, there is no compromise between functionality and style. Our windows and doors are designed for performance and to complement the architectural styles homeowners look to achieve.

3

Maintenance Made Simple.

Our vinyl windows and doors are naturally resistant to the elements and do not require frequent care like other materials. Additional features such as our patented Tilt-*n*-Lock allow homeowners to tilt their windows inward for cleaning through single-handed operation.

4

Personalized Customer Service.

With over 40 years as a family-owned company, we deliver individualized attention, making Viwinco one of the most trusted names in the industry.

5

Industry Leading Warranty.

Viwinco products are backed by an industry-leading comprehensive warranty. Allowing homeowners to buy with confidence.



Viwinco's replacement windows combine energy efficiency, durability, and style to enhance your home. Whether you choose the cost-effective, high-performing Edgemont or the premium Cambridge line, you'll enjoy smooth operation and lasting reliability. No matter the project, Viwinco windows offer exceptional craftsmanship and long-term value for a smart, lasting investment.

Edgemont Windows "Better"

Edgemont windows offer affordable quality with durability and efficiency. As the "better" option in a Good, Better, Best lineup, they provide energy savings, smooth operation, and a sleek design. A smart upgrade for any home.

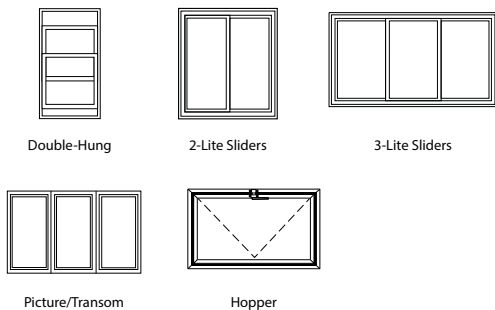
- ▶ **Energy-Efficient Glass** 3/4" double-strength IGU enhances insulation and reduces energy costs.
- ▶ **Smooth & Easy Operation** 1/2" stainless-steel balances ensure effortless operation.
- ▶ **Customizable Fit** 3/8" trimmable leg allows for precise adjustments during installation.

Cambridge Windows "Best"

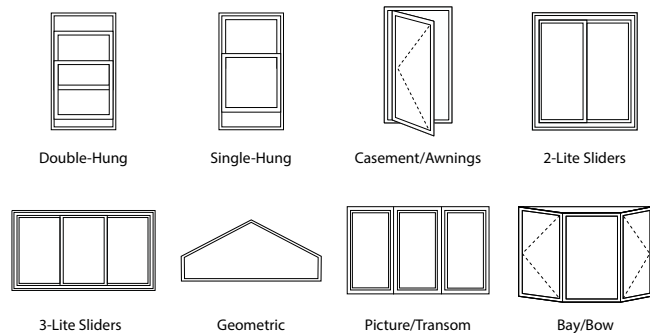
For homeowners looking for top-tier performance, durability, and style, Cambridge is the ultimate choice in Viwinco's replacement window lineup. Designed for effortless operation and long-lasting reliability, it combines advanced features with a sleek, high-end look.

- ▶ **Energy-Efficient Glass** 15/16" double-strength IGU boosts premium insulation and durability.
- ▶ **Effortless Operation** Our patented Tilt-*n*-Lock technology provides easy operation and enhanced security for hung windows.
- ▶ **Smooth & Reliable** 3/4" stainless-steel balances ensure smooth, reliable window performance.
- ▶ **Lifetime Protection** Backed by a lifetime glass breakage warranty.
- ▶ **Sleek Design** Complements Viwinco's S-Series and OceanView windows.

Style Options



Style Options



Tilt-*n*-Lock HARDWARE



Exclusive Technology

- ▶ One-handed operation
- ▶ Clean sight lines
- ▶ Easier cleaning

Standard on **Cambridge, S-Series** and **OceanView** single- and double-hung windows



Locked Position

Sash locks securely with reinforced tilt latches.



Unlocked Position

The lock disengages from the keeper, allowing the sash to lift.



Tilt-In Position

At 180 degrees, tilt latches clear the jamb, allowing easy sash tilt.



Scan to Learn
More About our
Replacement
Windows



S-Series

New Construction Windows

S-Series windows offer high performance, durability, and customization, making them an excellent choice for new construction projects. S-Series windows can be used in replacement applications when replacing siding or when installed with a Florida flange. Designed for energy efficiency and smooth operation, they feature advanced glass technology and a range of customizable options to complement various architectural styles. With a sleek look similar to Viwinco's Cambridge and OceanView lines, S-Series windows provide both performance and aesthetic appeal.

Standard Features

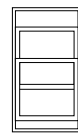
- ▶ **Energy-Efficient Performance** Optimized for thermal insulation and durability.
- ▶ **Effortless Operation** 3/4" stainless-steel balances ensure smooth and reliable operation.
- ▶ **Customizable Design** Available in various sizes, configurations, and options.
- ▶ **Patented Tilt-n-Lock** Provides easy, one-handed operation and enhanced security for hung windows.
- ▶ **Seamless Aesthetic** Matches the look of Viwinco's Cambridge and OceanView lines.
- ▶ **Versatile Installation** Designed for easy installation in new construction and certain replacement applications.

With exceptional craftsmanship, customization, and long-term reliability, S-Series windows are a top-tier choice for homeowners and builders alike.

Advanced Glass System

- ▶ **15/16" Double-Strength IGU** Enhances durability, insulation, and sound reduction.
- ▶ **Low-E Coating** Reflects heat while allowing natural light, improving energy efficiency.
- ▶ **Argon Gas Fill** Enhances insulation and overall energy performance.

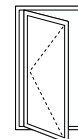
Style Options



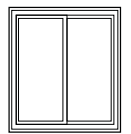
Double-Hung



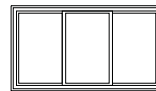
Single-Hung



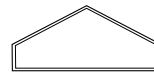
Casement/Awnings



2-Lite Sliders



3-Lite Sliders




Geometric



Picture/Transom



Scan to Learn
More About our
New Construction
Windows



OceanView

New Construction & Replacement **IMPACT** Windows

Built for coastal homes and extreme weather conditions, Viwinco's OceanView windows provide full-time protection against hurricane-force winds and debris. Designed with impact-resistant laminated glass, they enhance security, noise reduction, and energy efficiency while blocking 99% of harmful UV rays. Their sleek design complements Viwinco's S-Series and Cambridge lines, offering both style and durability.

Standard Features

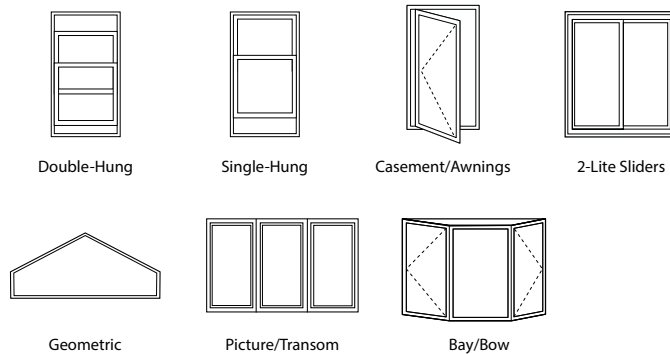
- ▶ **Impact-Resistant Glass Package** includes tempered and laminated glass for ultimate protection.
- ▶ **Enhanced Security** Reinforced design adds protection against break-ins.
- ▶ **Superior Noise Reduction** Minimizes outside sound for a quieter home.
- ▶ **UV Protection** Blocks 99% of harmful UV rays to prevent fading.
- ▶ **Customizable Design** Matches the S-Series and Cambridge lines for a seamless look.
- ▶ **Competitive Advantage** Fast lead times and extensive factory mulling options set it apart.

With unparalleled protection, energy efficiency, and design flexibility, OceanView windows are the ultimate choice for coastal homes and high-wind areas.

Advanced Glass System

- ▶ **Laminated Glass (Impact-Resistant Insulated Glass Unit)**
Two panes bonded with an interlayer to protect the building envelope.
- ▶ **15/16" Double-Strength Insulated Glass Unit**
Includes laminated and tempered glass for durability, energy efficiency, safety and sound reduction
- ▶ **Low-E Coating** Reflects heat while allowing natural light, improving thermal efficiency.
- ▶ **Argon Gas Fill** Increases insulation and energy performance.

Style Options



Scan to Learn
More About our
OceanView Impact
Windows



Patio Doors

Durable, Stylish, and Built to Last

Viwinco's patio doors combine energy efficiency, durability, and smooth operation. With high-performance glass, reinforced frames, and customizable options, they are the perfect way to incorporate indoor-outdoor living into your home.

Advanced Glass System

- **1" Tempered double-strength IGU** Enhances insulation, durability, and noise reduction.
- **Low-E Coating** Reflects heat while allowing natural light, improving energy efficiency.
- **Argon Gas Fill** Enhances thermal insulation for year-round comfort.

Impact-Resistant Option (OceanView Series)

Includes laminated glass for continuous, full-time hurricane protection.

Standard Features

- **Effortless Operation** Smooth gliding system ensures easy opening and closing.
- **Reinforced Frame** Provides structural strength and long-term durability.
- **Customizable Options** Available in a variety of sizes, configurations, and finishes, including 2-lite, 3-lite, and 4-lite patio doors. Blinds between glass are available in select sizes. Visit our website for more details.
- **Enhanced Security** Multi-point locking system for added protection.
- **Expansive Views** Large glass panels maximize natural light and outdoor visibility.

Specialty Patio Door Options:

MultiTrack 650 Door

A versatile, multi-panel sliding door designed for larger openings, allowing for expansive views and seamless transitions between indoor and outdoor spaces.

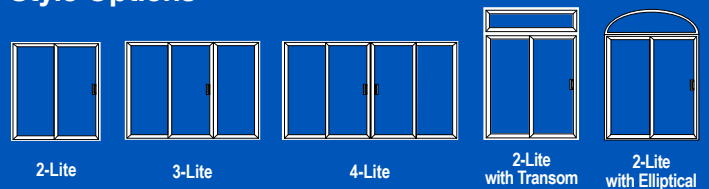
- Only available in North & South Carolina, Georgia, Alabama and Florida
- Available in two, three and four track configurations with up to 4 panels
- Available in a white solid extrusion and our bronze and midnight black exterior laminates

Knocked-Down (KD) Door

Pre-fabricated for easy on-site assembly, making it ideal for locations where transporting or installing a fully assembled door is challenging. The knock-down assembly option is available for all sizes of 2-lite, 3-lite, and 4-lite patio doors.

With exceptional craftsmanship, innovative design options, and long-lasting performance, Viwinco patio doors provide style, security, and efficiency—perfect for any home.

Style Options



Door Handle Options

Our patio door handles are comprised of durable components and feature a two-point locking system. They fit existing punch settings for easy replacement and come in keyed or non-keyed options.



Scan to Learn
More About our
Patio Doors



Options

Viwinco colors and options are the perfect way to bring your dream home to life. Our products are available in white, tan or clay solid extrusions and midnight black and bronze exterior laminates. In addition to looking great, our premium laminates are also thermally efficient and highly resistant to UV light! Incorporating additional features like grids, jamb extensions and trim casing create instant architectural appeal. Add some character to your next project with Viwinco colors and options.

VIWINCO COLORS

Exterior Laminates



Midnight Black

Bronze

Solid Extrusions



White


Tan

Clay

Exterior laminates available only with White interior.

Actual colors may vary. Visit your local distributor for samples.

GRIDS



Diamond

Prairie

Colonial

Grids add definition to your window and character to your home.

Patterns: Colonial, Prairie, Double Prairie, Diamond (flat internal only), Queen Anne, Valance, or specialty designs.



Scan to Learn More About Our Options

EXTENSION JAMBS

- ▶ Factory applied
- ▶ Color-matched to your window
- ▶ Available sizes: 4-5/8" and 6-5/8". We can also accommodate requests for jambs to be made on sizes smaller than 6-5/8"



Jamb Extensions

FLORIDA FLANGE

We also offer Florida Flange as an option for window installations in concrete applications with block openings.

The Florida Flange is installed around the perimeter of the window to cover the wooden buck and provide a finished look.



Florida Flange

SIMULATED DIVIDED LITES

- ▶ Great for historic restorations
- ▶ SDLs permanently adhere to the inside and outside of the glass
- ▶ SDLs are offered in all of our solid extrusions and exterior colors



Bronze exterior SDLs

EXTERIOR TRIM AND BRICK MOLDING

Available in any of our exterior colors, our 3-1/2" flat casing and 2-1/4" brick molding are fully welded, factory applied, and come with an extruded J-channel pocket.



3-1/2" Flat casing picture frame in tan

PRODUCT LINE	AVAILABLE OPTIONS											
	Colors	Tilt-7- Lock Hung Windows	Grids Between Glass	Simulated Divided Lites	Trim Casing Options	Jamb Extensions	Standard Screen Type	Integral J-Channel	Pocket Filler	Florida Flange	Head Expander	Sill Angle
Edgemont	WHITE/TAN	—	✓	—	—	—	EXTRUDED SCREEN	—	—	—	✓	✓
Cambridge	✓	STANDARD	✓	✓	—	—	EXTRUDED SCREEN	—	—	✓	✓	✓
OceanView Replacement	✓	STANDARD	✓	✓	—	—	EXTRUDED SCREEN	—	—	—	✓	✓
S-Series	✓	STANDARD	✓	✓	✓	✓	EXTRUDED SCREEN	✓	✓	✓	—	—
OceanView New Construction	✓	STANDARD	✓	✓	✓	✓	EXTRUDED SCREEN	✓	✓	✓	—	—
Patio Doors	✓	—	✓	✓	SNAP-IN ACCESSORY	✓	HEAVY-DUTY MOUSE SCREEN	—	—	—	—	—
Multitrack 650 Patio Doors	VISIT OUR WEBSITE FOR MULTITRACK PATIO DOOR OPTIONS.											



Design Pressure (DP) and Florida Approval What You Need to Know

The chart below shows which Viwinco products and styles are approved within specific Design Pressure (DP) ranges and whether they have Florida Approval. These factors are important when selecting windows and doors, as different regions require varying levels of protection.

	EDGEMONT		CAMBRIDGE			VIWINCO S-SERIES			OCEAMVIEW IMPACT		
	DP RANGE*	AVAILABILITY	DP RANGE*	AVAILABILITY	FL APPROVAL	DP RANGE*	AVAILABILITY	FL APPROVAL	DP RANGE*	AVAILABILITY	FL APPROVAL
Double-Hung	20 - 45	✓	35 - 70	✓	✓	35 - 70	✓	✓	50 - 70	✓	✓
Single-Hung	—	—	40 - 70	✓	✓	40 - 70	✓	✓	50 - 70	✓	✓
Casements/Awnings	—	—	55 - 65	✓	✓	50 - 75	✓	✓	50	✓	✓
2-Lite Sliders	15 - 40	✓	30 - 50	✓	✓	30 - 50	✓	✓	50	✓	✓
3-Lite Sliders	35	✓	25 - 30	✓	—	25 - 30	✓	✓	—	—	—
Picture/Transoms	35	✓	50 - 70	✓	—	50 - 70	✓	✓	50 - 60	✓	✓
Hopper	25	✓	—	—	—	—	—	—	—	—	—
Bay & Bow	—	—	N/A	✓	✓	N/A	—	—	N/A	✓	—
Geometric	—	—	75	✓	—	50 - 75	✓	✓	50 - 70	✓	✓
Patio Doors	—	—	50	✓	✓	50	✓	✓	50	✓	✓
Multitrack 650 Patio Doors	—	—	50 - 80	✓	—	50 - 80	✓	✓	50 - 80	✓	✓

Design Pressure (DP) measures a window or door's strength against wind loads, air pressure, and water infiltration. A higher DP rating means better resistance to strong winds and storms, which is especially crucial in hurricane-prone areas. Florida Approval indicates that a product meets the state's rigorous building codes for impact resistance and structural integrity.

For homeowners, choosing windows and doors with high DP ratings and Florida Approval provides added protection, durability, and peace of mind, ensuring their home is better prepared for extreme weather conditions.

Viwinco continuously strives to enhance product performance. Visit our website for the most up-to-date product information.

For more options and a full description of all our products, please visit www.Viwinco.com



851 Hemlock Road
Morgantown, PA 19543
610-286-8884 | www.Viwinco.com