



S-Series

New Construction Windows

S-Series windows offer high performance, durability, and customization, making them an excellent choice for new construction projects. S-Series windows can be used in replacement applications when replacing siding or when installed with a Florida flange. Designed for energy efficiency and smooth operation, they feature advanced glass technology and a range of customizable options to complement various architectural styles. With a sleek look similar to Viwinco's Cambridge and OceanView lines, S-Series windows provide both performance and aesthetic appeal.

Standard Features

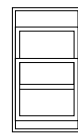
- ▶ **Energy-Efficient Performance** Optimized for thermal insulation and durability.
- ▶ **Effortless Operation** 3/4" stainless-steel balances ensure smooth and reliable operation.
- ▶ **Customizable Design** Available in various sizes, configurations, and options.
- ▶ **Patented Tilt-n-Lock** Provides easy, one-handed operation and enhanced security for hung windows.
- ▶ **Seamless Aesthetic** Matches the look of Viwinco's Cambridge and OceanView lines.
- ▶ **Versatile Installation** Designed for easy installation in new construction and certain replacement applications.

With exceptional craftsmanship, customization, and long-term reliability, S-Series windows are a top-tier choice for homeowners and builders alike.

Advanced Glass System

- ▶ **15/16" Double-Strength IGU** Enhances durability, insulation, and sound reduction.
- ▶ **Low-E Coating** Reflects heat while allowing natural light, improving energy efficiency.
- ▶ **Argon Gas Fill** Enhances insulation and overall energy performance.

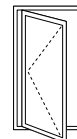
Style Options



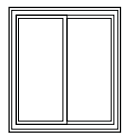
Double-Hung



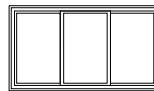
Single-Hung



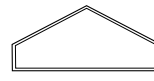
Casement/Awnings



2-Lite Sliders



3-Lite Sliders



Geometric



Picture/Transom



Scan to Learn
More About our
New Construction
Windows